



The

# Broadcasters' Desktop Resource

[www.theBDR.net](http://www.theBDR.net)

... edited by Barry Mishkind – the Eclectic Engineer

## Bits and Bytes

### Glo: The Bible for a Digital Age



**By Tom Brown**

[July 2010] My current position as station engineer generally satiates my natural bent toward gadget acquisition but it took less than five minutes of watching the information videos on BibleGlo.com for my personal VU to become pegged at “Must have it *now!*”

Of course, when this happens the spousal unit generally experiences a knowing sigh and a slight glazing over of the eyes. But this time I think I detected a cautious “twinkle” - oh happy day!

Glo is an interactive application designed to take you, not just to information on the Bible and Bible Land history, but by using videos, maps, pictures, art, and virtual tours – many of which permit you to pan up, down, and around – you seemingly are transported to the very locations where the events of the Bible occurred.



The opening page for Glo with its “lenses.”

According to Glo’s information, the application was designed especially for folks who want to know more than just the bare facts of Scriptural history. I found that it does do that - and more. Often I was drawn deeper and deeper into a topic because of the ease of digging down on anything that interested me.

## INSTALLATION

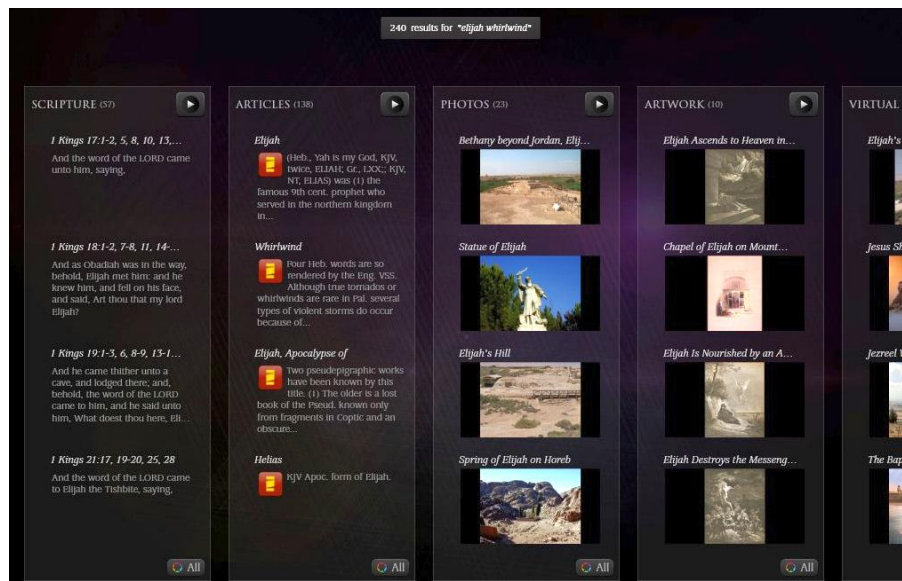
This program is not for the faint-hearted PC. Most middle-aged, technically savvy persons have experienced the platform, software, or hardware driven upgrade mandate: “I’m sorry sir, but your printer is no longer compatible with ...” Indeed, when Glo touts “The Bible for a Digital Age,” they are not talking about the start of the Digital Age but the up-to-the minute, Dual Core, 2 GB, High Speed Digital Age.

Possibly for the first time in the Brown Casa, a discussion – and not a monolog – could be heard about upgrading to a new PC.

Loading Glo is not a quick process. Set aside an afternoon. Have other things to do in between changing discs. A half an hour is quick; my setup exceeded three hours.

## THE JOURNEY BEGINS

Wherever you decide to begin – a scripture, person, place, or event – just enter the word(s) in the search box and the entire listing of results is quickly brought to your screen, neatly divided into different areas like Videos, Art, Articles, etc.



**A search for “Elijah whirlwind” yields 240 results, separated into Scripture, articles, photos, maps, virtual tours, etc.**

If you are not sure where to start, or just want to browse, start with one of Glo’s multiple lenses for viewing content. Open the Timeline, for example, and you see an historical timeline laid out before you. Zoom in and select the time or event you desire and a selection of maps, pictures, videos, Bible references, and more appear. Just click and off you go! Be forewarned: Glo *will* draw you in.

At first, the navigation seemed more than a little clunky. Like a kid in a candy store I wanted to have everything in sight and there just was much more available in the program than my PC could handle. But things smoothed out as I got a feel for my system's limitations. The navigation is actually very intuitive and explained in a series of eight 1- to 3-minute video tutorials.

thing," Elijah said, "yet if you see me when I am taken from you, it will be yours—otherwise not."

**11** As they were walking along and talking together, suddenly a chariot of fire and horses of fire appeared and separated the two of them, and Elijah went up to heaven in a whirlwind. **12** Elisha saw this and cried out, "My father! My father! The chariots and horsemen of Israel!" And Elisha saw him no more. Then he took hold of his own clothes and tore them apart.

**13** He picked up the cloak that had fallen from Elijah and went back and stood on the bank of the Jordan. **14** Then he took the cloak that had fallen from him and struck the water with it. "Where else is the Lord, the God of Elijah?" he asked. When he struck the water, it divided to the right and to the left, and he crossed over.

**15** The company of the prophets from Jericho, who were watching, said, "The spirit of Elijah is resting on Elisha." And they went to meet him and bowed to the ground before

him. **16** "Look," they said, "we just crossed here fifty years ago, and here you are and look for your master. Perhaps the spirit of the Lord has picked him up and an lion shows us what mountains or so there valley?" "No," Elisha replied, "he was with them."

**17** But they persisted until he was too ashamed to refuse. So he said, "Send them." And they sent fifty men, who searched for three days but did not find him. **18** When they returned to Elisha, who was staying in Jericho, he said to them, "Elijah's

spirit is here!"

**Healing of the Water**

**19** The men of the city said to Elisha, "Look, our land, the river is well watered, as you can see, but the water is bad and the land is unproductive."


**20** "Bring me a new bowl," he said, "and put salt in it." So they brought it to him.

**21** Then he went out to the spring and threw the salt into it, saying,

**My Notes**

Add a note

**Virtual Tour**



**Baptism Archaeological Park**  
The site preserves the tradition of Jesus' baptism and is one of the proposed locations for Bethany beyond the Jordan (John 1:28). It sits just east of the Jordan, not far from where it enters into the Dead Sea, and...

1 OF 2

**Digging down, the resources are interactive, with the Scripture quote leading to a virtual tour and opportunity to make notes.**

**SEARCH FAR AND WIDE**

Glo is able to run multiple sessions at the same time, which is handy for doing cross-reference study and finding insightful revelations – like the Google Earth-esque Virtual Tour with colored arrows, pictures, and other cool stuff!

For example, suppose you are reading at 2 Kings 2:11. While looking at the Scripture itself, select the “Maps” lense from the menu and quickly you will exclaim (as I did): “So, that’s where Elijah was taken up in a whirlwind!”



**Events surrounding Elijah's life (Notice the timeline at the bottom)**

Remember the long install procedure? The largest part of that is to install the many, many pieces of art and reference pictures and maps and videos and virtual tours and ... you could go on a different virtual tour every day for a year and still not see all Glo has to offer.

Many of the reference pictures and articles are largely drawn from the vast, if somewhat dated, Zondervan collection. However, they are augmented with high definition pictures and drawings that let you pan and tilt to look at sites as if you were standing there yourself – or click on a ‘Hot Spot’ to learn and see even more.

Maybe you would like to visit the Church of the Holy Sepulcher and glimpse the Stone of Unction?




**Cut-away pictures help locate and identify items of interest.**

As you can see, the various sections of the church are identified so the viewer can zoom in on them or active one of many interactive displays which allow 360 degree viewing, as well as pan and tilt.



**Inside the entrance to the Church of the Holy Sepulcher is the Stone of Unction.**

How about an instant wiki link to Moses? Or a quick jump to any person, place or event you can recall from the Bible, both in ancient times and in the 21<sup>st</sup> century? Go ahead, Glo will take you there.



**At the Dome of the Rock, a click from the view from the Mount of Olives takes you inside for an interactive look.**

## **MORE TO COME**

Currently Glo has two Bible translations, King James and New International, with more on the way as per the FAQ page at [Bibleglo.com](http://Bibleglo.com).

## **PUTTING IT TO USE EVERYDAY**

What excites me most about Glo is the “MyGlo” lense, an area where you will find “What’s New,” “Coming Soon,” and “My Apps” - the latter containing customizable Bible-reading plans, an engaging “In His Shoes” documentary of the life of Jesus by Troy Schmidt - and “My Journal.”

The journal feature, like almost all areas of Glo, is interactive with your study whether it be targeted or meandering. When you see something in your travels that you want to note (for example, my personal life verse, Galatians 5:13) just right click “Add a Note” and the verse and your note are added to your personal journal.



**Start a journal on any page or topic and add to them as you study**

I like Glo now. I like it a lot. And Immersion Digital promises that much more is to come in the very near future. I am really excited and looking forward to building a history of my study and my walk with a tool that fits my digital lifestyle. Now where is that Fry’s Electronics flyer?

- - -

Tommy Brown is the engineer for Salem’s stations in Phoenix. Contact him at [tbrown@salemphx.com](mailto:tbrown@salemphx.com)

**[Return to The BDR Menu](#)**